



## WEEK 22

### Missions Around the Globe Emphasis: Sub-Sahara Africa Today

**Introduction:** Because people in Sub-Sahara Africa are eager to hear about Jesus Christ, the Gospel is spreading rapidly. In many of these countries, Christians outnumber other religious groups. However, in many remote places there are multitudes who remain unreached. Throughout the week your children will be preparing a report on this area. We will study birds of Africa, tribal drums, and the recent history of Uganda and Rwanda.

#### LIBRARY AND MEDIA SEARCH

##### CHILDREN'S BIBLE OR STORYBOOK

Jesus praying in the garden  
Jesus dying on the Cross  
The Resurrection  
The Ascension

##### BOOK TITLES

*Operation World*  
*You Can Change the World*  
*From Jerusalem to Irian Jaya*  
*I Heard Good News Today*  
*World Mission Manual - Part 2*  
African missionary biographies listed last week

##### BOOK TOPICS

Africa, Sub-Sahara Africa  
Countries: Uganda, Rwanda, Nigeria, Zaire, Zimbabwe, South Africa  
People Groups: Ovambo, Lobi, Zulu  
African Tribal religions  
History of Uganda, Idi Amin, Abote  
Birds of Africa  
African drums

##### MUSIC

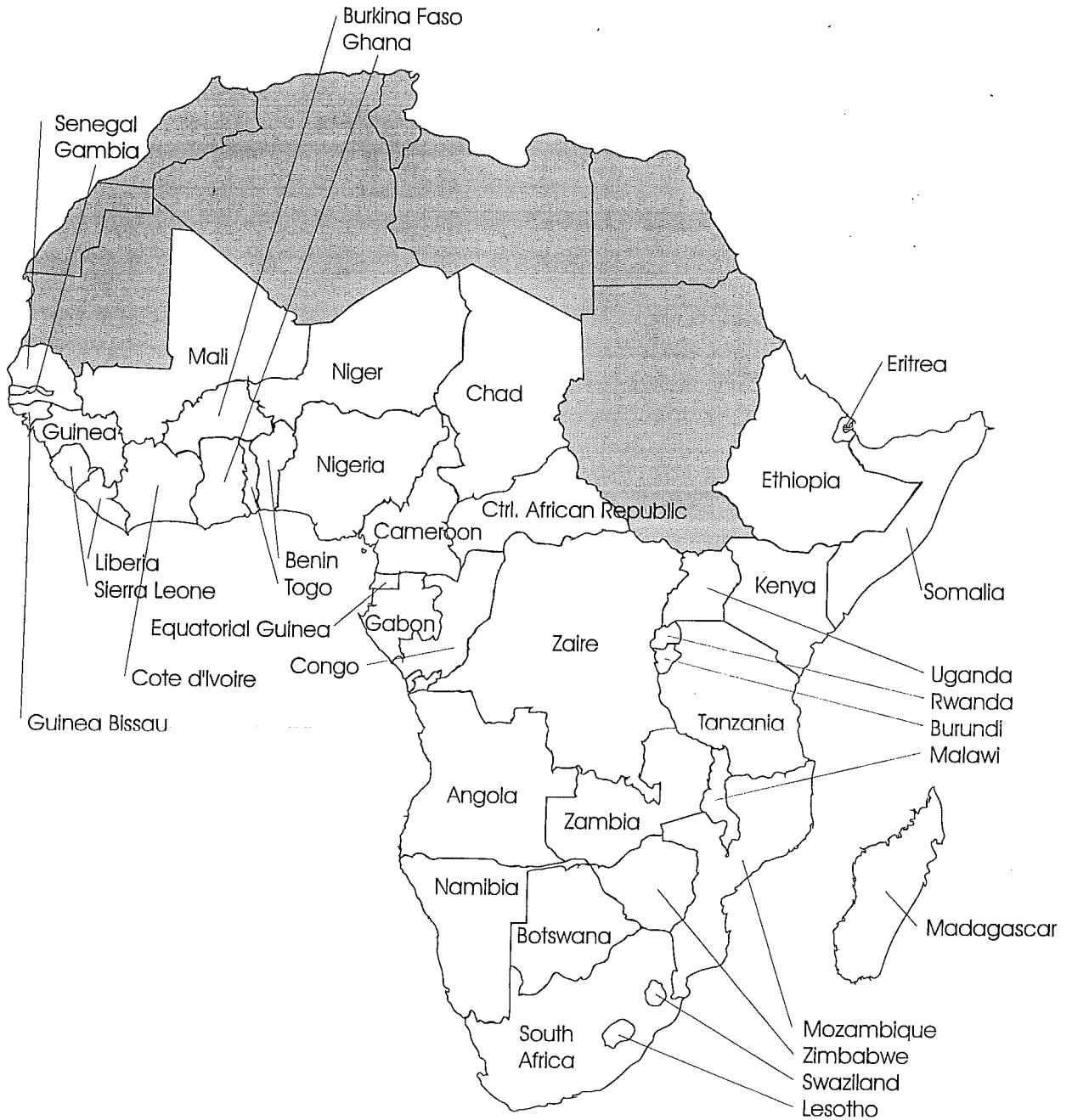
African tribal music (with drums)  
African songs from "Music and Missionary Songs" in Volume I.

##### FAMILY VIDEOS

*Cheetah* and *The Lion King*. See "Note" on Friday.

##### OTHER MEDIA

Travel brochures from a local travel agency on Africa. Also note recent news.



### Sub-Sahara Africa

# DAY 106

## WEEK 22 - MONDAY

### Missions Around the Globe

#### Emphasis: Sub-Sahara Africa Today

### FAMILY DEVOTIONS

- OPENING EXERCISES

BIBLE READING: LUKE 20

- FAMILY DISCUSSION

Focus on verses 9-19, the story of the vineyard. Show a picture of grapes, or use actual grapes, as you lead this discussion. What does the vineyard represent? Who is the master of the vineyard? Relate this story to the Jews and how the kingdom was given to the Gentiles. Look at verse 16. What does it mean to you?

- PRAYER FOCUS

Thank the Lord for including us in His kingdom and for opening the way of salvation for all people. This week, we will continue to pray for Sub-Sahara Africa, and those bound by tribal religions. Intercede for the people of Uganda. In the '70s and '80s the Ugandan people suffered much persecution, yet today the country is peaceful and a large majority are Christian. Thank the Lord for the work He has done and pray the Ugandan people will be a light to other countries in East Africa.

- BIBLE MEMORY: EZEKIEL 39:21

"I will set My glory among the nations; all the nations shall see My judgement which I have executed, and My hand which I have laid on them, so the house of Israel shall know that I am the Lord their God from that day forward."

- LEARNING METHOD: MEMORY VERSE CUT-UP

- PRAYER PROJECT: PRAYER AND PRAISE WALL

Update your "prayer wall" by writing new requests on 3x5 cards. Write "ANSWERED!" across the cards which have been answered, and move these to your "praise wall."

Take time to thank and praise the Lord for answered prayer; pray for new requests.



### READING/LANGUAGE ARTS

- READING

1. *Operation World*, pp. 548-550 about the nation of Uganda.

2. *You Can Change the World*, pp. 114 about Animism.

3. *From Jerusalem to Irian Jaya*, pp. 444-449 about Ugandan missionaries.

4. *I Heard Good News Today*, pp. 99-100, "They Could Trust Him."

5. *World Mission - Part 2*, pp. 11-1 to 11-11, "Mission and Culture" and "Identification."

6. Continue reading missionary biographies about Africa.

- WRITING

Think of your many blessings and take time to thank the Lord for these. In your prayer journals, write these points in a prayer letter to God.

- LANGUAGE ARTS

1. Write the memory verse. Check for neatness and penmanship.

2. Select spelling words that would be appropriate for each child. Have them write these words in their spelling notebook. Look up in the dictionary and write the page number and the guide words from the top of the page.

### GEOGRAPHY

- TRACE A MAP OF AFRICA

Mark countries, rivers, lakes, mountains, and key cities. Shade with colored pencils. You may want to add missionary information such as David Livingstone's travels. This map will be included in a report. Encourage neatness.



# DAY 107

## WEEK 22 - TUESDAY

### *Missions Around the Globe*

#### FAMILY DEVOTIONS

##### • OPENING EXERCISES

BIBLE READING: LUKE 21

##### • FAMILY DISCUSSION

As you read verses 12-15 and 24, discuss whether or not life will always be easy, and what challenges God has said will come. Note that now is the time for the Gentiles to hear the Gospel and discuss how this relates to the Jews being dispersed throughout the whole earth. Point out that Jesus prophesied this would happen (verse 24). Read these verses and discuss Jesus' second coming. Are you ready for His coming? If you knew Jesus was coming tomorrow, would you be doing anything differently? Ask the Lord to help you plan your lives to fulfill His will and to be ready when He comes again.

##### • PRAYER FOCUS

Focus prayer on the country of Rwanda. In 1994-1995, over one million people were killed in this tiny country within a span of only three months. Come against the spirit of murder, death, and revenge, and pray that the forgiveness of Jesus Christ will bring restoration between the Hutu and Tutsi tribes.

##### • BIBLE MEMORY

Review Ezekiel 39:21-22.

#### READING/LANGUAGE ARTS

##### • READING

1. *Operation World*, pp. 472-473 on the nation of Rwanda.
2. *You Can Change the World*, pp. 68-69 about the Ovambo people.
3. *From Jerusalem to Irian Jaya*, pp. 295-304 about SIM and AIM.
4. *I Heard Good News Today*, pp. 101-102 "A Prepared Path."
5. Read library books about Uganda, Rwanda, and East Africa. Focus on the history of Uganda and the reign of Idi Amin and Abote.

##### • WRITING

Radio Report: Research a recent news event or tragedy in Africa. Write a radio spot highlighting the news information, then share it from a missions perspective. Check *Operation World* for facts and statistics. Write the article and record it on a tape cassette. Put each child's news spot on one tape and listen to all of them together as a news broadcast. Be brief and give the most important information first.

##### • LANGUAGE ARTS

1. Proofread the writing assignment for correct spelling, punctuation, grammar and capitalization.
2. Review spelling/vocabulary words with an oral quiz.

#### HISTORY

Pick a country such as Uganda during the reign of Idi Amin, and research its history. How has it affected the spread of the Gospel? This information can be found in *Operation World* or encyclopedias. You may want to focus on a recent event such as the tragedy in Rwanda, or research the history of tribal warfare in general. Mark your general timeline or make a timeline for the country you have chosen.

#### RELIGION FOCUS

##### • AFRICAN TRIBAL RELIGIONS

Read through the information under "Tribal/Animism" in "Highlights of Major World Religions" (see pp. 45). What things are common in primitive tribal religions? What is ancestor worship? How do tribal religions usually view the spirit world? What is the role of a witchdoctor? Review "Keys to Sharing Christ with Those from Tribal Religions," chapter 4.

# DAY 108

## WEEK 22 - WEDNESDAY

### Missions Around the Globe

#### FAMILY DEVOTIONS

##### • OPENING EXERCISES

BIBLE READING: LUKE 22

##### • FAMILY DISCUSSION

After reading this chapter, discuss the importance of prayer. (Note verses 39-46.) Jesus knew that the disciples needed to pray so they would not fall into temptation. Talk about Peter's earlier statement concerning his willingness to die for Jesus. How did Peter deny Jesus? What was the significance of the rooster crowing? Would you be willing to stand up for Jesus if things got hard? Are you spending enough time in prayer to keep you from falling into temptation?

##### • PRAYER FOCUS

Begin your prayer time by asking the Lord to help you withstand temptation. Ask God to make you not only "talkers" but "doers" of the Word of God. Pray for the people of Nigeria and the Lobi people.

##### • BIBLE MEMORY

Review Ezekiel 39:21.

#### READING/LANGUAGE ARTS

##### • READING

1. *Operation World*, pp. 421-427 about Nigeria.

2. *You Can Change the World*, pp. 54-55 about the Lobi people.

3. *From Jerusalem to Irian Jaya*, pp. 339-342 about African Medical missions.

4. *I Heard Good News Today*, pp. 102-103, "Famine in the Congo."

5. *World Mission - Part 2*, pp. 11-11 to 11-23, "Understanding Culture."

6. Continue to read library books on Sub-Sahara Africa and birds of Africa. Research the use of sundials.

##### • WRITING: NOTE COLLECTING FOR AFRICAN ESSAY

Begin collecting information about Africa for a report. Include a page on 1) The Land 2) The People 3) Wildlife and; 4) Religion. (Also include a map, a table of contents, a title page, and a bibliography.) Research each topic or assign one topic for each of your children. Have everyone

take notes as they study.

##### • LANGUAGE ARTS

1. Write out spelling words. Next to each word write variations by adding or deleting prefixes and suffixes. For example, if the spelling word is "mission," write down "missionary, missions, missionaries."

2. Review how to record bibliography information and make any corrections. Example: author's name (last name, first name) title of book or article, city of publication, publishing company, date of publication and page number where you found the information.

#### MATH AND SCIENCE

##### • MATH: ZAIRE MONEY EXCHANGE

The Zaire dollar is so devalued that when we ministered there in 1994, a Zaire million dollar bill was equivalent to twelve cents in America. Using this exchange rate, twelve U.S. dollars would equal 100 million Zaire dollars. Using several other U.S. dollar amounts, figure the exchange rate in Zaire dollars.

##### • SCIENCE: BIRDS OF AFRICA

Look at a bird book of Africa. Birds are warm-blooded, covered with feathers, their eggs have hard shells, and they have a four-chambered heart. They all have two legs, two wings, a backbone, a cranium, separate bones and organs. Study these birds' natural habitat, what they eat, how they raise their young, how they move, and their behavior, and characteristics.

# DAY 109

## WEEK 22 - THURSDAY

*Missions Around the Globe*

### FAMILY DEVOTIONS

- OPENING EXERCISES

BIBLE READING: LUKE 23

- FAMILY DISCUSSION

Show a picture of Jesus on the cross and the sign above His head. As you read this story, notice the many nationalities represented at the death of Christ. Simon, who carried the cross, was a Cyrenian (verse 26), the inscription on the cross was written in Greek, Latin and Hebrew (verse 38) and a Roman centurion glorified God (verse 47) when our Lord was crucified "Surely this was the Son of God!".

- PRAYER FOCUS

Take time to thank the Lord Jesus for what He accomplished on the cross and for taking the sins of the world upon Himself. Pray for Zaire and Zimbabwe. Pray for peace and stability in Africa and for new Christian churches there to grow strong.

- BIBLE MEMORY

Review Ezekiel 39:21.

### READING/LANGUAGE ARTS

- READING

1. *Operation World*, pp. 591-594 about Zaire.
2. *You Can Change the World*, pp. 110-111 about Zimbabwe.
3. *From Jerusalem to Irian Jaya*, pp. 79-82 about South Africa.
4. *I Heard Good News Today*, pp. 104-105, "A Good Idea."
5. Continue to read library books about Sub-Saharan Africa and the nation of South Africa.
6. Read about birds of Africa.

- WRITING: AFRICA REPORT

Using the information gathered yesterday, put together a report on Africa.

- LANGUAGE ARTS

1. Check for accuracy and creative presentation. Proof-read for spelling, punctuation, grammar, and capitalization.
2. Spelling test review. Give an oral quiz in preparation for tomorrow's test.


### ARTS AND CRAFTS

- ART: DRUMS OF AFRICA

Look at a library book about drums of Africa. These are not only used for music but often for communication. They are also beautiful pieces of art. Compare the different types and sizes of drums and the materials used in making them.

- CRAFT: MAKE AN AFRICAN DRUM

Begin with a large empty oatmeal container and cover the top and bottom with a large circle of leather. Use string or leather strips and "sew" the two circles tightly together and decorate with paint if desired.



# DAY 110

## WEEK 22 - FRIDAY

### Missions Around the Globe

#### FAMILY DEVOTIONS

- OPENING EXERCISES

BIBLE READING: LUKE 24

- FAMILY DISCUSSION

How do you think the women felt as they were going to the tomb of Jesus? What did these women do when they knew that Jesus had risen from the dead? Read verses 46-49 about the Great Commission "that repentance and remission of sins should be preached in His name to all nations, beginning at Jerusalem."

- PRAYER FOCUS

Pray that we would have the urgency to tell others that Jesus is alive, just as the women did who left the empty tomb. Ask God to raise up a new army of people to become part of world missions. Intercede for South Africa and the Zulu people. In recent years there have been many political changes in this country. Pray for spiritual changes so that many in South Africa would come to know Christ. Pray for love and unity among the different nationalities and tribes.

- BIBLE MEMORY

Test: Write this week's memory verse, Ezekiel 39:21.

#### READING/LANGUAGE ARTS

- READING

1. *Operation World*, pp. 493-498 on South Africa.

2. *You Can Change the World*, pp. 112-113 about the Zulu people of South Africa.

3. *From Jerusalem to Irian Jaya*, pp. 139-147 about South Africa.

4. *I Heard Good News Today*, pp. 105-106, "Show no Partiality" and "Working as a Team."

5. *World Mission - Part 2*, pp. 11-23 to 11-33, "Missionary-Agent of Change."

6. Continue reading library books about Sub-Saharan Africa and South Africa.

- WRITING: TRAVEL BROCHURE

1. Using illustrations or magazine clippings, put together a travel brochure about Sub-Saharan Africa or another country you have studied this week. Include safari information and geographical points of interest. You may

want to make this a brochure to inspire Christians to travel to Africa to preach the Gospel.

2. Complete the report on Africa.

- LANGUAGE ARTS

1. Have each child take a written spelling test. After correcting, have a retest on the missed words only.

2. Proofread the brochure for correct spelling, punctuation, grammar, and capitalization.

#### MUSIC

1. Listen to a tape of African music and note the use of drums and tribal rhythms.

2. From Volume I, sing the songs given in Swahili (*Jesus Loves Me, He is the King of Kings*, and *Hallelu, Hallelu*) and the other African songs in Kituba and Luganda (see pp. 67).

#### INTERNATIONAL MEAL

- AREA EMPHASIS: AFRICA


### AFRICA

#### BANANA SMOOTHIE

In a blender (although in Africa blenders and constant electricity are rare), combine orange juice with bananas and pineapple. Enjoy the taste of common African fruits.

#### FAMILY VIDEO NIGHT

*Cheetah* and *The Lion King*. (Note: There are several references throughout this movie to witchcraft and ancestral worship both of which are common religious practices throughout Africa.)



**NOTES:**