



WEEK 19

Missions Around The Globe *Emphasis: The Middle East/Islam*

Introduction: The Gospel began in the Middle East. It was from here that Jesus said, "You shall be witnesses unto Me in Jerusalem and in Judea, and in Samaria, and to the uttermost parts of the earth" (Acts 1:8). From the Middle East, we in North America are the "uttermost parts of the earth." Although the Middle East used to be the hotbed of Christianity, today it is one of the hardest places to preach the Gospel. We are instructed by our Lord to go to the uttermost parts of the earth. For us, this includes the remote places in the Middle East. May we stand together in prayer that the Gospel would once again go forth in power in this area. This week we will focus on the Middle East, studying topics such as the Islamic religion, oil refinery, and basket weaving.

LIBRARY AND MEDIA SEARCH

CHILDREN'S BIBLE OR STORYBOOK

Elijah and the widow of Zerephath
Story of Captain Naaman

BOOK TITLES

Operation World
You Can Change the World
World Mission Manual - Part 2
From Jerusalem to Irian Jaya

BOOK TOPICS

The Middle East
Islam, Mohammed (See also "Highlights of Major World Religions")
Countries: Oman, Saudi Arabia, Syria, United Arab Emirates, Libya, Kuwait
Missionaries: Raymond Lull, Samuel Zwemer
People Groups: the Falashas, the Kurds
Oil refining, International oil trade
The Persian Gulf War, Operation Desert Storm
Basket weaving

MUSIC


Arabic music, Music from the Middle East.

VIDEO IDEAS


Lawrence of Arabia, *El Sid*, or a travel video on the Middle East

OTHER MEDIA


TV news from the Middle East or Islam.
Are events happening in the Middle East significant to Bible prophecy?
Check a travel agency for current addresses of a Middle Eastern country's U.S. Embassy.




QATAR




IRAN



IRAQ


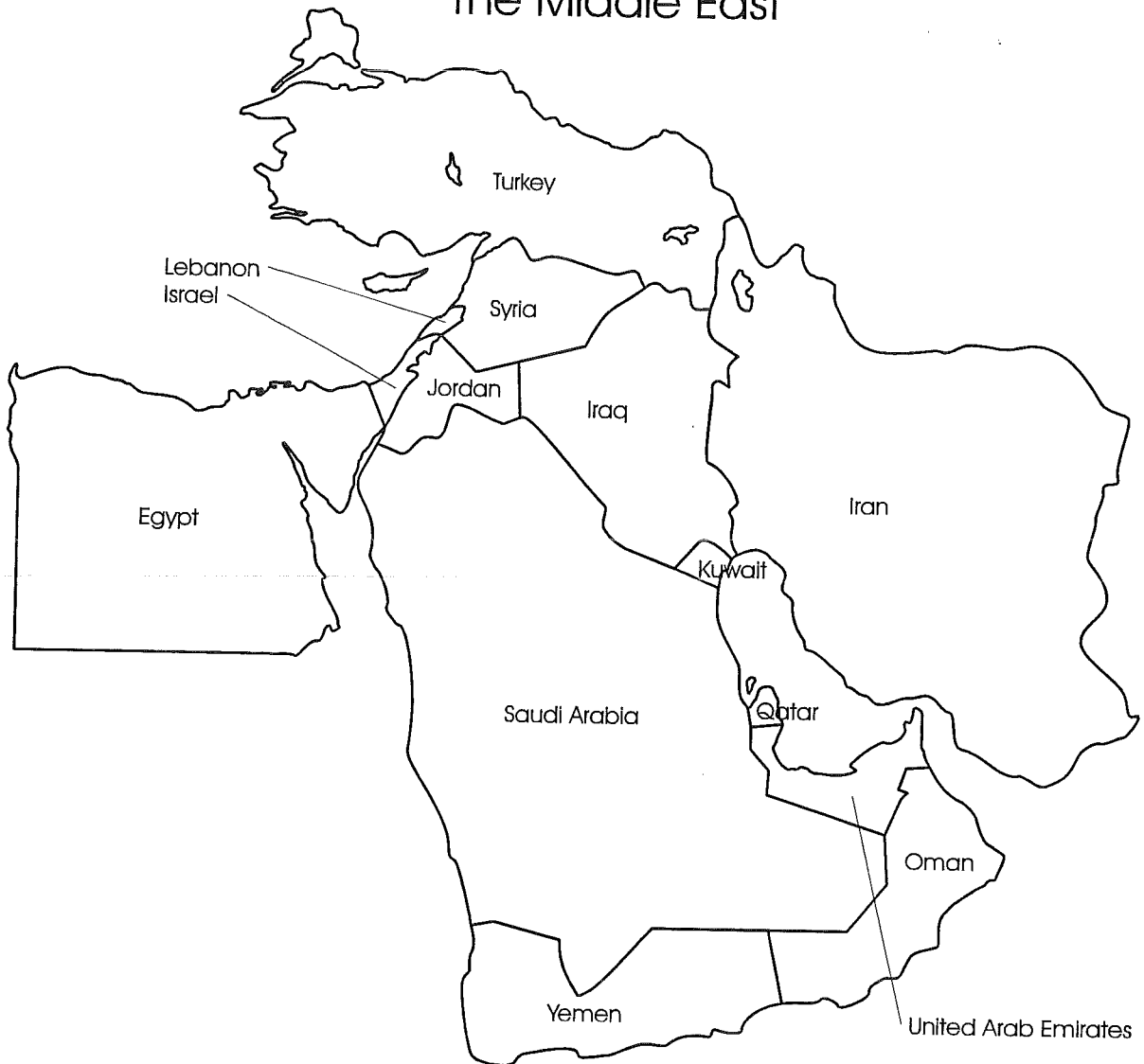


ISRAEL




JORDAN


The Middle East




SYRIA



LEBANON



UNITED ARAB EMIRATES



KUWAIT



YEMEN
(ARAB REPUBLIC)

DAY 91

WEEK 19 - MONDAY

Missions Around the Globe

Emphasis: The Middle East/Islam

FAMILY DEVOTIONS

• OPENING EXERCISES

BIBLE READING: LUKE 4:1-30

• FAMILY DISCUSSION

In today's reading, we see Jesus' first recorded sermon. After spending 40 days fasting and praying in the wilderness, Jesus began His ministry. Nothing He did or said was by accident. In this portion of scriptures, Jesus goes into His hometown synagogue and begins reading a prophecy from Isaiah about the coming Messiah. What did Jesus say after He finished this reading? Why did this comment make the people so upset? (Jesus was claiming to be the Messiah.) Next, notice the two examples from the Old Testament about God reaching out to Gentiles. List these two examples. Through these stories, Jesus was saying that He had come for all people—not just the Jews. As a result, what did the people want to do to Jesus?

• PRAYER FOCUS

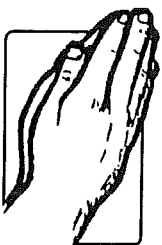
We will be focusing our prayers on the Middle East and Islamic countries. Pray for the country of Oman.

• BIBLE MEMORY: LUKE 4:25-27

"But I tell you truly, many widows were in Israel in the days of Elijah, when the heaven was shut up three years and six months, and there was a great famine throughout all the land; but to none of them was Elijah sent except to Zerephath, in the region of Sidon, to a woman who was a widow. And many lepers were in Israel in the time of Elisha the prophet, and none of them was cleansed except Naaman the Syrian."

• LEARNING METHOD: REPETITION AND REVIEW

The letter "J" comes before the letter "S" in the alphabet. Use that information to help you remember that the example of "Elijah and the widow" comes before "Elisha and Naaman."



• PRAYER PROJECT: GLOBE SPIN

Take turns spinning a globe and hav-

ing each family member stop the spinning and pray for the area of the world where their finger lands.

READING/LANGUAGE ARTS

• READING

1. *You Can Change the World*, pp. 66-67 about the country of Oman.

2. *Operation World*, pp. 430-431 about the country of Oman.

3. *From Jerusalem to Irian Jaya*, pp. 52-57 about Raymond Lull an early missionary to the Muslims.

4. Read other library books about Oman, the Middle East, or Islam.

• WRITING: NEWSPAPER ARTICLE

Find several newspaper articles about recent events in the Middle East. Have your children rewrite one of these articles from a Christian perspective. Look in *Operation World* for recent missions information and statistics. Another idea is to cut out several newspaper headlines which cover recent events in the Middle East. Using only their imagination and current missions information, have your children write their own news article.

• LANGUAGE ARTS

1. Carefully write this week's memory verse. Check for neatness and penmanship. Work on letters that are not properly formed.

2. Select this week's spelling words. Write these words in your spelling notebook. Next, write the list in alphabetical order and divide each word into proper syllables. Check the dictionary for correctness.

GEOGRAPHY

1. Fill out a "Geography Research Worksheet" on the Middle East (Volume I page 84).

2. Compare Bible Maps of the Middle East with current maps. Which countries have remained nearly the same for thousands of years? Which countries are different?

DAY 92

WEEK 19 - TUESDAY

Missions Around the Globe

FAMILY DEVOTIONS

• OPENING EXERCISES

BIBLE READING: 1 KINGS 17:8-24

• FAMILY DISCUSSION

This story is about Elijah and the widow of Zerephath (who was a Gentile woman). In yesterday's reading, we saw how Jesus used this example in one of His first sermons. This demonstrates that God has always had a heart for all people. To help illustrate this, get a canister of flour and a small jar of oil. Mix these together as you share the story. How did the woman show that she trusted the word of the Lord? Do you think it was hard for her to give away her last bit of food? How did God bless her in return?

• PRAYER FOCUS

Ask God for the boldness to trust and obey Him when He asks you to give your time or money for His kingdom. Continue to pray for the Middle East and Islamic areas of the world. Focus on the nation of Saudi Arabia.

• BIBLE MEMORY

Review Luke 4:25-27. Say the verse aloud in unison several times.

READING/LANGUAGE ARTS

• READING

1. Have younger children read the story of Elijah and the widow from any children's Bible storybook.

2. *Operation World*, pp. 477-478 on Saudi Arabia.

3. *World Mission Manual - Part 2*, pp. 6-14 to 6-25 Section II "History of Mission Strategy."

4. Read library books about the Middle East, Islam, or Saudi Arabia.

• WRITING

Write a short story about a child from the Middle East. Use opening sentences like: "If I grew up in Saudi Arabia..." or "Raju was a young boy from..." or "Life is much different for girls in the Middle East..."

• LANGUAGE ARTS

1. Emphasize punctuation and capitalization. Review several basic rules in these areas before beginning assignments.

2. Review spelling words.

HISTORY

• MARK YOUR TIMELINE

Study the history of Islam and how this major world religion was founded. Look in the "Highlights of Major World Religions" (Chapter 3) for a summary of the life of Mohammad and the major beliefs of Islam. Have your children mark their timeline with important dates referring to this subject.

1910 B.C. Hagar gives birth to Ishmael

A.D. 600 Mohammad founds Islam

A.D. 1095 Holy War Crusades begin

RELIGION FOCUS

• ISLAM

Write the Five Pillars of Islam and study keys to witness to Muslims (Chapter 4).



DAY 93

WEEK 19 - WEDNESDAY

Missions Around the Globe

FAMILY DEVOTIONS

- OPENING EXERCISES

BIBLE READING: 2 KINGS 5:1-19

- FAMILY DISCUSSION

This example of Captain Naaman was the second that Jesus used in His first sermon in Nazareth. Syria and Israel were at war during this time (note that Naaman's wife had an Israeli servant girl who had been captured), but God still chose to heal Naaman. How does this story show God's love for all people? What was Naaman's reaction and response to God after his healing? ("Indeed, now I know that there is no God in all the earth, except in Israel..." verse 15.)

- PRAYER FOCUS

Thank the Lord for His love and compassion for all people. Pray that people and leaders from the nation of Syria would turn toward God.

- BIBLE MEMORY

Review Luke 4:25-27.

READING/LANGUAGE ARTS

- READING

1. Have younger children read the story of Captain Naaman from any children's Bible storybook.

2. *Operation World*, pp. 523-524 on Syria.

3. *You Can Change the World*, page 117 about Islam, pp. 30-31 on the Falashas.

4. *From Jerusalem to Irian Jaya*, pp. 276-280 about Samuel Zwemer, missionary to Muslims.

5. Continue to read library books about the Middle East or Syria. For science, research library books or encyclopedias about oil refining technology. For math, research international trade.

- WRITING

Write an essay about the Middle East being the home to three major religions: Judaism, Islam and Christianity. All look to Jerusalem as a holy city and to Abraham for their roots. How has this caused problems? What do these religions all have in common? In what ways are they different?

- LANGUAGE ARTS

1. Emphasize grammar and parts of speech. Encourage the use of different opening sentences and variety in sentence structure.

2. Have children circle each verb and underline each noun, or highlight other parts of speech or grammar rules.

MATH AND SCIENCE

- MATH: INTERNATIONAL TRADE AND MONEY EXCHANGE

Focus on international trade and money exchange. Look in a newspaper and find the value of oil. Explain how the conditions in the Middle East can affect the price of oil throughout the world. Look in encyclopedias to find information about oil trade from the Middle East.

- SCIENCE: OIL REFINING TECHNOLOGY

Read a library book about how oil is extracted from the ground and how it is refined. Draw a picture of an oil refinery or make a model of one. Discuss the different ways we use oil and gasoline. What products are made from oil?

DAY 94

WEEK 19 - THURSDAY

Missions Around the Globe

FAMILY DEVOTIONS

- OPENING EXERCISES

BIBLE READING: LUKE 4:31-44

- FAMILY DISCUSSION

Focus on verse 43 where Jesus said, "I must preach the kingdom of God to the other cities also, because for this purpose I have been sent." Note that although Jesus had a productive time of ministry, He did not want to just stay in one place, but go to those who had not yet heard Him. How can this serve as an example to us in missions? Consider this statement by missionary Oswald Smith, "Why should anyone hear the Gospel twice before everyone has heard it once?"

- PRAYER FOCUS

Pray God would give you compassion for those people who have not yet heard the Gospel. Focus prayer on the nations of Libya and the United Arab Emirates.

- BIBLE MEMORY

Review Luke 4:25-27.

READING/LANGUAGE ARTS

- READING

1. *Operation World*, pp. 355-356 about Libya.
2. *You Can Change the World*, pp. 90-91 about the United Arab Emirates (UAE) on pp. 90-91.
3. *World Mission Manual - Part 2*, pp. 6-25 to 6-35, "Structures and Power."
4. Continue reading library books about the Middle East, Islam, and countries such as Libya or the UAE. Focus on art of the Middle East. Look under the topics "baskets" and "weaving."

- WRITING

Write a business letter to the U.S. embassy of a Middle Eastern country you have studied this week requesting travel information and brochures. Check a local travel agency for current addresses. Have younger children copy a short note.

- LANGUAGE ARTS

1. Emphasize proper letter writing form for a business letter. Look in a language arts book for examples.
2. Take a practice spelling test. Review any words missed and rewrite five times each.

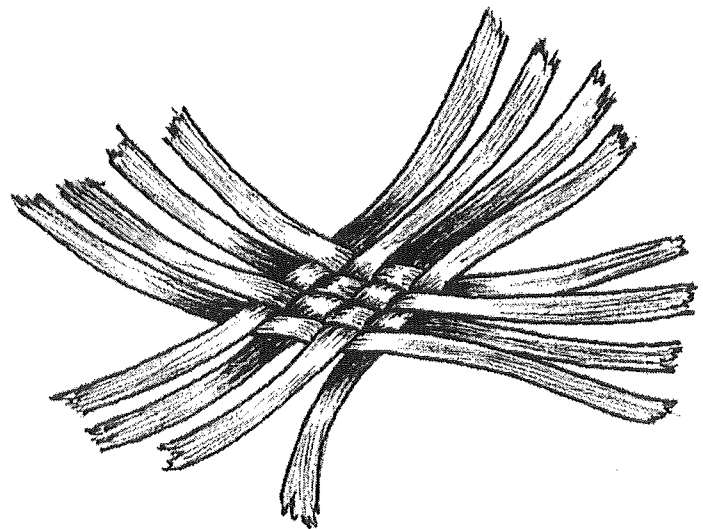
ARTS AND CRAFTS

- ART

Look at a library book about basket weaving. Note the intricate designs and patterns. Discuss the practical uses for baskets and weaving—especially in developing countries. Look for directions on how baskets are made.

- CRAFT: BASKET WEAVING

Make a woven basket out of construction paper or reeds. Begin with reeds or long strips of paper 1-inch wide (of several different colors) and make the base of the basket by weaving in and out in the center of the strips. After you have a woven square in the center, fold the remaining portions upward and use additional strips to weave the sides together. When the basket is the desired height, fold down the left-over strips and tuck them in. Add a handle and decorate with paint if desired.



DAY 95

WEEK 19 - FRIDAY

Missions Around the Globe

FAMILY DEVOTIONS

- OPENING EXERCISES

BIBLE READING: LUKE 5

- FAMILY DISCUSSION

Read the verses about being a fisher of men. What does this mean to you? Notice that the disciples left everything to follow Jesus—even though it was their most prosperous day of fishing. Turn to “Motivational Mission Stories,” “The Parable of the Fishless Fishermen,” see pp. 32. Discuss this story.

- PRAYER FOCUS

Pray your family would not be “hearers of the word” only, but also “doers.” Ask God to give you creative ideas for sharing the Gospel with others. Focus your prayers on the nations of Qatar and Kuwait.

- BIBLE MEMORY

Test: Write or say Luke 4:25-27.

READING/LANGUAGE ARTS

- READING

1. *You Can Change the World*, pp. 74-75 about Qatar.
2. *Operation World*, pp. 339-340 about Kuwait.
3. Look for library books about the Gulf War and the country of Kuwait.

- WRITING

Write in your prayer journal. Think of specific names for God given in the Bible such as “Emmanuel: God is With Us,” or “Jehovah Jireh: Our Provider.” Write a letter to God thanking and praising Him for one particular aspect of His character.

- LANGUAGE ARTS

1. Spelling test. Write misspelled words five times and include in next week’s spelling list.
2. Ask children to give an oral or written definition of each spelling/vocabulary word.

MUSIC

Listen to a cassette tape or record of Arabic music. How is this music different than other music you have

heard? What instruments can you hear? What is the typical beat and tone? Are the keys major or minor?

INTERNATIONAL MEAL

- AREA EMPHASIS: ARAB COUNTRIES

ARAB COUNTRIES

ARAB BREAD POCKETS

Combine 1 pkg. active dry yeast and 1 cup warm water in bowl and let stand 3-5 minutes.

Add 1 1/2 cups sifted flour, 1 tsp. salt, 1 Tbs. sugar, 1 Tbs. soft shortening and beat until smooth.


Add: 1 1/2 cups sifted flour, kneading in the flour by hand until smooth.

Let stand about 5 minutes. Place in a greased bowl and allow to rise until double in size (about 45 minutes).

Punch down and divide into small 4-inch circles. Slash a decorative pattern on the dough, and bake on a greased cookie sheet for 7-9 minutes, until puffed and lightly browned. Brush with milk and sprinkle with sesame seeds. Cut in half and fill.

FAMILY VIDEO NIGHT

Lawrence of Arabia, *El Sid*, or a travel video on the Middle East.



NOTES: